

HIGHLIGHTS OF PRESCRIBING INFORMATION

These highlights do not include all the information needed to use FERRIPROX Oral Solution safely and effectively. See full prescribing information for FERRIPROX Oral Solution.

FERRIPROX® (deferiprone) oral solution, for oral use

Initial U.S. Approval: 2011

WARNING: AGRANULOCYTOSIS AND NEUTROPENIA

See full prescribing information for complete boxed warning.

- FERRIPROX can cause agranulocytosis that can lead to serious infections and death. Neutropenia may precede the development of agranulocytosis. (5.1)
- Measure the absolute neutrophil count (ANC) before starting FERRIPROX and monitor regularly while on therapy. (5.1)
- Interrupt FERRIPROX therapy if neutropenia develops. (5.1)
- Interrupt FERRIPROX if infection develops and monitor the ANC more frequently. (5.1)
- Advise patients taking FERRIPROX to report immediately any symptoms indicative of infection. (5.1)

RECENT MAJOR CHANGES

Indications and Usage (1) 04/2021

Dosage and Administration, Important Dosage and Administration Information (2.1) 11/2021

Warnings and Precautions, Agranulocytosis and Neutropenia (5.1) 11/2021

INDICATIONS AND USAGE

FERRIPROX Oral Solution is an iron chelator indicated for the treatment of transfusional iron overload in adult and pediatric patients 3 years of age and older with thalassemia syndromes, sickle cell disease or other anemias. (1)

Limitations of Use

Safety and effectiveness have not been established for the treatment of transfusional iron overload in patients with myelodysplastic syndrome or in patients with Diamond Blackfan anemia.

DOSAGE AND ADMINISTRATION

25 mg/kg to 33 mg/kg actual body weight, orally, three times per day, for a total daily dose of 75 mg/kg to 99 mg/kg body weight. (2.1)

DOSAGE FORMS AND STRENGTHS

Oral Solution: 100 mg/mL (50 g/500 mL) (3)

CONTRAINDICATIONS

Hypersensitivity to deferiprone or to any of the excipients in the formulation. (4)

WARNINGS AND PRECAUTIONS

- Liver Enzyme Elevations: Monitor monthly and discontinue for persistent elevations. (5.2)
- Zinc Deficiency: Monitor during therapy and supplement for deficiency. (5.3)
- Embryo-Fetal Toxicity: Can cause fetal harm. (5.4)

ADVERSE REACTIONS

- The most common adverse reactions in patients with thalassemia (incidence $\geq 6\%$) are nausea, vomiting, abdominal pain, arthralgia, ALT increased and neutropenia. (6)
- The most common adverse reactions in patients with sickle cell disease or other anemias (incidence $\geq 6\%$) are pyrexia, abdominal pain, bone pain, headache, vomiting, pain in extremity, sickle cell anemia with crisis, back pain, ALT increased, AST increased, arthralgia, oropharyngeal pain, nasopharyngitis, neutrophil count decreased, cough and nausea. (6)

To report SUSPECTED ADVERSE REACTIONS, contact Chiesi USA, Inc. at 1-888-661-9260 or FDA at 1-800-FDA-1088 or www.fda.gov/medwatch

DRUG INTERACTIONS

- Drugs Associated with Neutropenia or Agranulocytosis: Avoid co-administration. If co-administration is unavoidable, closely monitor the absolute neutrophil count. (7.1)
- UGT1A6 Inhibitors: Avoid co-administration. (7.2)
- Polyvalent Cations: Allow at least a 4-hour interval between administration of FERRIPROX and drugs or supplements containing polyvalent cations (e.g., iron, aluminum, or zinc). (2.2, 7.2)

USE IN SPECIFIC POPULATIONS

Lactation: Advise not to breastfeed. (8.2)

See 17 for PATIENT COUNSELING INFORMATION and Medication Guide.

Revised: 11/2021

FULL PRESCRIBING INFORMATION: CONTENTS*

WARNING: AGRANULOCYTOSIS AND NEUTROPENIA

1 INDICATIONS AND USAGE

2 DOSAGE AND ADMINISTRATION

- 2.1 Important Dosage and Administration Information
- 2.2 Recommended Dosage for FERRIPROX Oral Solution for Adult and Pediatric Patients with Transfusional Iron Overload due to Thalassemia Syndromes, Sickle Cell Disease or Other Anemias
- 2.3 Monitoring Ferritin Levels to Assess Efficacy
- 2.4 Dosage Modification for Drug Interactions

3 DOSAGE FORMS AND STRENGTHS

4 CONTRAINDICATIONS

5 WARNINGS AND PRECAUTIONS

- 5.1 Agranulocytosis and Neutropenia
- 5.2 Liver Enzyme Elevations
- 5.3 Zinc Deficiency
- 5.4 Embryo-Fetal Toxicity

6 ADVERSE REACTIONS

- 6.1 Clinical Trial Experience
- 6.2 Postmarketing Experience

7 DRUG INTERACTIONS

- 7.1 Drugs Associated with Neutropenia or Agranulocytosis
- 7.2 Effect of Other Drugs on FERRIPROX

8 USE IN SPECIFIC POPULATIONS

- 8.1 Pregnancy
- 8.2 Lactation
- 8.3 Females and Males of Reproductive Potential
- 8.4 Pediatric Use
- 8.5 Geriatric Use

10 OVERDOSAGE

11 DESCRIPTION

12 CLINICAL PHARMACOLOGY

- 12.1 Mechanism of Action
- 12.2 Pharmacodynamics
- 12.3 Pharmacokinetics

13 NONCLINICAL TOXICOLOGY

- 13.1 Carcinogenesis, Mutagenesis, Impairment of Fertility

14 CLINICAL STUDIES

- 14.1 Transfusional Iron Overload in Patients with Thalassemia Syndromes
- 14.2 Transfusional Iron Overload in Patients with Sickle Cell Disease and Other Anemias

16 HOW SUPPLIED/STORAGE AND HANDLING

17 PATIENT COUNSELING INFORMATION

* Sections or subsections omitted from the full prescribing information are not listed.

FULL PRESCRIBING INFORMATION

WARNING: AGRANULOCYTOSIS AND NEUTROPENIA

- FERRIPROX can cause agranulocytosis that can lead to serious infections and death. Neutropenia may precede the development of agranulocytosis. [see Warnings and Precautions (5.1)]
- Measure the absolute neutrophil count (ANC) before starting FERRIPROX therapy and monitor regularly while on therapy. [see Warnings and Precautions (5.1)]
- Interrupt FERRIPROX therapy if neutropenia develops. [see Warnings and Precautions (5.1)]
- Interrupt FERRIPROX if infection develops, and monitor the ANC more frequently. [see Warnings and Precautions (5.1)]
- Advise patients taking FERRIPROX to report immediately any symptoms indicative of infection. [see Warnings and Precautions (5.1)]

1 INDICATIONS AND USAGE

FERRIPROX Oral Solution is indicated for the treatment of transfusional iron overload in adult and pediatric patients 3 years of age and older with thalassemia syndromes, sickle cell disease or other anemias.

Limitations of Use

- Safety and effectiveness have not been established for the treatment of transfusional iron overload in patients with myelodysplastic syndrome or in patients with Diamond Blackfan anemia.

2 DOSAGE AND ADMINISTRATION

2.1 Important Dosage and Administration Information

Monitoring for Safety

Due to the risk of agranulocytosis, monitor ANC before and during FERRIPROX therapy.

Test ANC prior to start of FERRIPROX therapy and monitor on the following schedule during treatment:

- First six months of therapy: Monitor ANC weekly;
- Next six months of therapy: Monitor ANC once every two weeks;
- After one year of therapy: Monitor ANC every two to four weeks (or at the patient's blood transfusion interval in patients that have not experienced an interruption due to any decrease in ANC [see Warnings and Precautions (5.1)]).

Due to the risk of hepatic transaminase elevations, monitor ALT before and monthly during FERRIPROX therapy [see Warnings and Precautions (5.2)].

Due to the risk of zinc deficiency, monitor zinc levels before and regularly during FERRIPROX therapy [see Warnings and Precautions (5.3)].

2.2 Recommended Dosage for FERRIPROX Oral Solution for Adult and Pediatric Patients with Transfusional Iron Overload due to Thalassemia Syndromes, Sickle Cell Disease or Other Anemias

Starting Dosage

The recommended starting oral dosage of FERRIPROX Oral Solution is 25 mg/kg (actual body weight), three times per day for a total of 75 mg/kg/day. Round dose to the nearest 2.5 mL.

Body Weight (kg)	Morning	Midday	Evening
20	5	5	5
30	7.5	7.5	7.5
40	10	10	10
50	12.5	12.5	12.5
60	15	15	15
70	17.5	17.5	17.5

80	20	20	20
90	22.5	22.5	22.5

To minimize gastrointestinal upset when first starting therapy, dosing can start at 45 mg/kg/day and increase weekly by 15 mg/kg/day increments until the full prescribed dose is achieved.

Dosage Adjustments

Tailor dosage adjustments to the individual patient's response and therapeutic goals (maintenance or reduction of body iron burden). The maximum oral dosage is 33 mg/kg (actual body weight), three times per day for a total of 99 mg/kg/day.

Body Weight (kg)	Morning	Midday	Evening
20	7.5	5	7.5
30	10	10	10
40	15	10	15
50	17.5	15	17.5
60	20	20	20
70	25	22.5	22.5
80	27.5	25	27.5
90	30	30	30

2.3 Monitoring Ferritin Levels to Assess Efficacy

Monitor serum ferritin concentration every two to three months to assess the effect of FERRIPROX on body iron stores. If the serum ferritin is consistently below 500 mcg/L, consider temporarily interrupting FERRIPROX therapy until serum ferritin rises above 500 mcg/L.

2.4 Dosage Modification for Drug Interactions

Allow at least a 4-hour interval between administration of FERRIPROX and other drugs or supplements containing polyvalent cations such as iron, aluminum, or zinc [see *Drug Interactions (7.2)*, *Clinical Pharmacology (12.3)*].

3 DOSAGE FORMS AND STRENGTHS

Oral Solution: 100 mg/mL (50 g/500 mL), clear, reddish orange colored solution.

4 CONTRAINDICATIONS

FERRIPROX is contraindicated in patients with known hypersensitivity to deferiprone or to any of the excipients in the formulation. The following reactions have been reported in association with the administration of deferiprone: Henoch-Schönlein purpura; urticaria; and periorbital edema with skin rash [see *Adverse Reactions (6.2)*].

5 WARNINGS AND PRECAUTIONS

5.1 Agranulocytosis and Neutropenia

Fatal agranulocytosis can occur with FERRIPROX use. FERRIPROX can also cause neutropenia, which may foreshadow agranulocytosis. Measure the absolute neutrophil count (ANC) before starting FERRIPROX therapy and monitor it regularly while on therapy.

Reduction in the frequency of ANC monitoring should be considered on an individual patient basis, according to the health care provider's assessment of the patient's understanding of the risk minimization measures required during therapy.

Interrupt FERRIPROX therapy if neutropenia develops (ANC < 1.5 x 10⁹/L).

Interrupt FERRIPROX if infection develops and monitor the ANC frequently.

Advise patients taking FERRIPROX to immediately interrupt therapy and report to their physician if they experience any symptoms indicative of infection.

The incidence of agranulocytosis was 1.7% of patients in pooled clinical trials of 642 patients with thalassemia syndromes and 1.5% of patients in pooled clinical trials of 196 patients with sickle cell disease or other anemias. The mechanism of FERRIPROX-associated agranulocytosis is unknown. Agranulocytosis and neutropenia usually resolve upon discontinuation of FERRIPROX, but there have been reports of agranulocytosis leading to death.

Implement a plan to monitor for and to manage agranulocytosis and neutropenia prior to initiating FERRIPROX treatment.

For agranulocytosis (ANC < 0.5 x 10⁹/L):

Consider hospitalization and other management as clinically appropriate.

Do not resume FERRIPROX in patients who have developed agranulocytosis unless potential benefits outweigh potential risks. Do not rechallenge patients who have developed neutropenia with FERRIPROX unless potential benefits outweigh potential risks.

For neutropenia (ANC < 1.5 x 10⁹/L and > 0.5 x 10⁹/L):

Instruct the patient to immediately discontinue FERRIPROX and all other medications with a potential to cause neutropenia.

Obtain a complete blood cell (CBC) count, including a white blood cell (WBC) count corrected for the presence of nucleated red blood cells, an absolute neutrophil count (ANC), and a platelet count daily until recovery (ANC ≥ 1.5 x 10⁹/L).

5.2 Liver Enzyme Elevations

In pooled clinical trials, 7.5% of 642 patients with thalassemia syndromes treated with FERRIPROX developed increased ALT values. Four (0.62%) FERRIPROX-treated subjects discontinued the drug due to increased serum ALT levels and 1 (0.16%) due to an increase in both ALT and AST. In pooled clinical trials, 7.7% of 196 patients with sickle cell disease or other anemias treated with FERRIPROX developed increased ALT values.

Monitor serum ALT values monthly during therapy with FERRIPROX and consider interruption of therapy if there is a persistent increase in the serum transaminase levels [see *Dosage and Administration (2.1)*].

5.3 Zinc Deficiency

Decreased plasma zinc concentrations have been observed on FERRIPROX therapy. Monitor plasma zinc annually, and supplement in the event of a deficiency [see *Dosage and Administration (2.1)*].

5.4 Embryo-Fetal Toxicity

Based on findings from animal reproduction studies and evidence of genotoxicity, FERRIPROX can cause fetal harm when administered to a pregnant woman. The available data on the use of FERRIPROX in pregnant women are insufficient to inform risk. In animal studies, administration of deferiprone during the period of organogenesis resulted in embryo-fetal death and malformations at doses lower than equivalent human clinical doses. Advise pregnant women and females of reproductive potential of the potential risk to the fetus [see *Use in Specific Populations (8.1)*].

Advise females of reproductive potential to use an effective method of contraception during treatment with FERRIPROX and for at least six months after the last dose. Advise males with female partners of reproductive potential to use effective contraception during treatment with FERRIPROX and for at least three months after the last dose [see *Use in Specific Populations (8.1, 8.3)*].

6 ADVERSE REACTIONS

The following clinically significant adverse reactions are described below and elsewhere in the labeling:

- Agranulocytosis and Neutropenia [see *Warnings and Precautions (5.1)*]
- Liver Enzyme Elevations [see *Warnings and Precautions (5.2)*]
- Zinc Deficiency [see *Warnings and Precautions (5.3)*]

6.1 Clinical Trial Experience

Because clinical trials are conducted under widely varying conditions, adverse reaction rates observed in the clinical trials of a drug cannot be directly compared to rates in the clinical trials of another drug and may not reflect the rates observed in practice.

The following adverse reaction information represents the pooled data collected from single arm or active-controlled clinical trials with FERRIPROX Tablets (deferiprone) (three times a day) or FERRIPROX Oral Solution (deferiprone).

Thalassemia Syndromes

The safety of FERRIPROX was evaluated in the pooled clinical trial database [see *Clinical Studies (14.1)*]. Patients received FERRIPROX Tablets (three times a day) or FERRIPROX Oral Solution. FERRIPROX was administered orally three times a day

(total daily dose either 50, 75, or 99 mg/kg), N=642. Among 642 patients receiving FERRIPROX, 492 (76.6%) were exposed for 6 months or longer and 365 (56.9%) were exposed for greater than one year.

The median age of patients who received FERRIPROX was 19 years (range 1, 77 years); 50.2% female; 71.2% White, 17.8% Asian, 9.2% Unknown, 1.2% Multi-racial and 0.6% Black.

The most serious adverse reaction reported in clinical trials with FERRIPROX was agranulocytosis [see *Warnings and Precautions (5.1)*].

The most common adverse reactions ($\geq 6\%$) reported during clinical trials were nausea, vomiting, abdominal pain, arthralgia, alanine aminotransferase increased and neutropenia.

The table below lists the adverse drug reactions that occurred in at least 1% of patients treated with FERRIPROX in clinical trials in patients with thalassemia syndromes.

Table 3: Adverse reactions occurring in $\geq 1\%$ of FERRIPROX-treated patients with thalassemia syndromes

Body System Adverse Reaction	(N=642) % Patients
BLOOD AND LYMPHATIC SYSTEM DISORDERS	
Neutropenia	6
Agranulocytosis	2
GASTROINTESTINAL DISORDERS	
Nausea	13
Abdominal pain/discomfort	10
Vomiting	10
Diarrhea	3
Dyspepsia	2
INVESTIGATIONS	
Alanine aminotransferase increased	7
Weight increased	2
Aspartate aminotransferase increased	1
METABOLISM AND NUTRITION DISORDERS	
Increased appetite	4
Decreased appetite	1
MUSCULOSKELETAL AND CONNECTIVE TISSUE DISORDERS	
Arthralgia	10
Back pain	2
Pain in extremity	2
Arthropathy	1
NERVOUS SYSTEM DISORDERS	
Headache	2

Gastrointestinal symptoms such as nausea, vomiting, and abdominal pain were the most frequent adverse reactions reported by patients participating in clinical trials and led to the discontinuation of FERRIPROX therapy in 1.6% of patients.

Chromaturia (reddish/brown discoloration of the urine) is a result of the excretion of iron in the urine.

Sickle Cell Disease or Other Anemias

The safety of FERRIPROX compared to deferoxamine was evaluated in LA38-0411 [see *Clinical Studies (14.2)*]. Patients received FERRIPROX Tablets or FERRIPROX Oral Solution orally three times a day (total daily dose 75-99 mg/kg/day) n=152) or the control arm, deferoxamine, 20-40 mg/kg/day (children) or 40-50 mg/kg/day (adults), by subcutaneous infusion for 5 – 7 days per week, n=76. Among 152 patients receiving FERRIPROX, 120 (78.9%) were exposed for 6 months or longer and 17 (11.2%) were exposed for greater than one year.

The median age of patients who received FERRIPROX was 15 years (range 3, 59 years); 54.6% male; 78.9% White, 15.1% Black and 5.9% Multi-racial.

The most common adverse reactions ($\geq 6\%$) reported during clinical trials in patients with SCD or other anemias were pyrexia, abdominal pain, bone pain, headache, vomiting, pain in extremity, sickle cell anemia with crisis, back pain, alanine aminotransferase (ALT) increased, aspartate aminotransferase (AST) increased, arthralgia, oropharyngeal pain, nasopharyngitis, neutrophil count decreased, cough and nausea.

The table below lists the adverse reactions (irrespective of a causal assessment; adverse events) of interest that occurred in patients treated with FERRIPROX in clinical trials in subjects with sickle cell disease or other anemias.

Table 4: Adverse reactions occurring in $\geq 5\%$ of FERRIPROX-treated patients with sickle cell disease or other anemias

Body System Adverse Reaction	FERRIPROX (N=152) % Patients	DEFEROXAMINE (N=76) % Patients
BLOOD AND LYMPHATIC SYSTEM DISORDERS		
Sickle cell anemia with crisis	17	13
GASTROINTESTINAL DISORDERS		
Abdominal pain*	26	13
Vomiting	19	11
Nausea	7	9
Diarrhea	5	8
GENERAL DISORDERS AND ADMINISTRATION SITE CONDITIONS		
Pyrexia	28	33
Pain	5	4
INFECTIONS AND INFESTATIONS		
Nasopharyngitis	9	12
Upper respiratory tract infection	5	3
INVESTIGATIONS		
Alanine aminotransferase increased	12	0
Aspartate aminotransferase increased	11	0
Neutrophil count decreased	8	4
MUSCULOSKELETAL AND CONNECTIVE TISSUE DISORDERS		
Bone pain	25	34
Pain in extremity	18	15
Back pain	13	18
Arthralgia	10	8
NERVOUS SYSTEM DISORDERS		
Headache	20	13
RESPIRATORY, THORACIC AND MEDIASTINAL DISORDERS		
Oropharyngeal pain	10	15
Cough	8	15

*Grouped term

Clinically relevant adverse reactions in $<5\%$ of patients include neutropenia and agranulocytosis.

Pediatric Patients

FERRIPROX has been studied in 86 pediatric patients with sickle cell disease or other anemias. Pediatric patients (<17 years) had an increase in the following adverse reactions as compared to adults: abdominal pain, neutrophil count decreased, bone pain and oropharyngeal pain.

6.2 Postmarketing Experience

The following additional adverse reactions have been reported in patients receiving FERRIPROX. Because these reactions are reported voluntarily from a population of uncertain size, it is not always possible to reliably estimate their frequency or to establish a causal relationship to drug exposure.

Blood and lymphatic system disorders: thrombocytosis, pancytopenia.

Cardiac disorders: atrial fibrillation, cardiac failure.

Congenital, familial and genetic disorders: hypospadias.

Eye disorders: diplopia, papilledema, retinal toxicity.

Gastrointestinal disorders: enterocolitis, rectal hemorrhage, gastric ulcer, pancreatitis, parotid gland enlargement.

General disorders and administration site conditions: chills, edema peripheral, multi-organ failure.

Hepatobiliary disorders: jaundice, hepatomegaly.

Immune system disorders: anaphylactic shock, hypersensitivity.

Infections and infestations: cryptococcal cutaneous infection, enteroviral encephalitis, pharyngitis, pneumonia, sepsis, furuncle, infectious hepatitis, rash pustular, subcutaneous abscess.

Investigations: blood bilirubin increased, blood creatinine phosphokinase increased.

Metabolism and nutrition disorders: metabolic acidosis, dehydration.

Musculoskeletal and connective tissue disorders: myositis, chondropathy, trismus.

Nervous system disorders: cerebellar syndrome, cerebral hemorrhage, convulsion, gait disturbance, intracranial pressure increased, psychomotor skills impaired, pyramidal tract syndrome, somnolence.

Psychiatric disorders: bruxism, depression, obsessive-compulsive disorder.

Renal disorders: glycosuria, hemoglobinuria.

Respiratory, thoracic and mediastinal disorders: acute respiratory distress syndrome, epistaxis, hemoptysis, pulmonary embolism.

Skin, subcutaneous tissue disorders: hyperhidrosis, periorbital edema, photosensitivity reaction, pruritis, urticaria, rash, Henoch-Schönlein purpura.

Vascular disorders: hypotension, hypertension.

7 DRUG INTERACTIONS

7.1 Drugs Associated with Neutropenia or Agranulocytosis

Avoid co-administration of FERRIPROX with other drugs known to be associated with neutropenia or agranulocytosis. If co-administration is unavoidable, closely monitor the absolute neutrophil count [*see Warnings and Precautions (5.1)*].

7.2 Effect of Other Drugs on FERRIPROX

UDP-Glucuronosyltransferases (UGT)

Avoid use of UGT1A6 inhibitors (e.g., diclofenac, probenecid, or silymarin (milk thistle)) with FERRIPROX [*see Dosage and Administration (2.2), Adverse Reactions (6.1), Clinical Pharmacology (12.3)*].

Polyvalent Cations

Deferiprone has the potential to bind polyvalent cations (e.g., iron, aluminum, and zinc); allow at least a 4-hour interval between FERRIPROX and other medications (e.g., antacids), or supplements containing these polyvalent cations [*see Dosage and Administration (2.2)*].

8 USE IN SPECIFIC POPULATIONS

8.1 Pregnancy

Risk Summary

In animal reproduction studies, oral administration of deferiprone to pregnant rats and rabbits during organogenesis at doses 33% and 49%, respectively, of the maximum recommended human dose (MRHD) resulted in structural abnormalities, embryo-fetal mortality and alterations to growth (*see Data*). The limited available data from deferiprone use in pregnant women are insufficient to inform a drug-associated risk of major birth defects and miscarriage. Based on evidence and developmental toxicity in animal studies, FERRIPROX can cause fetal harm when administered to a pregnant woman. Advise pregnant women and females of reproductive potential of the potential risk to a fetus.

The estimated background risk of major birth defects and miscarriage for the indicated population is unknown. All pregnancies have a background risk of birth defect, loss, or other adverse outcomes. In the U.S. general population, the estimated background risk of major birth defects and of miscarriage is 2-4% and 15-20%, respectively.

Data

Human Data

Post-marketing data available from 39 pregnancies of deferiprone-treated patients and 10 pregnancies of partners of deferiprone-treated patients are as follows:

Of the 39 pregnancies in deferiprone-treated patients, 23 resulted in healthy newborns, 6 ended in spontaneous abortion, 9 had unknown outcomes, and 1 infant was born with anal atresia, nephroptosis, ventricular septal defect, hemivertebra and urethral fistula.

Of the 10 pregnancies in partners of deferiprone-treated patients, 5 resulted in healthy newborns, 1 resulted in a healthy newborn with slight hypospadias, 1 was electively terminated, 1 resulted in the intrauterine death of twins, and 2 had unknown outcomes.

Animal Data

During organogenesis, pregnant rats and rabbits received deferiprone at oral doses of 0, 30, 80 or 200 mg/kg/day, and 0, 10, 50, or 150 mg/kg/day, respectively. The daily dose was administered as two equal divided doses approximately 7 hours apart. Doses of 200 mg/kg/day in rats and 150 mg/kg/day in rabbits, approximately 33% and 49% of the MRHD, respectively, resulted in increased post-implantation loss and reduced fetal weights in the presence of maternal toxicity (reduced maternal body weight and body weight gain in both rats and rabbits; abnormal large placenta at low incidence in rats). The 200 mg/kg/day dose in rats resulted in external, visceral and skeletal fetal malformations such as cranial malformations, cleft palate, limb malrotation, anal atresia, internal hydrocephaly, anophthalmia and fused bones. The dose of 150 mg/kg/day in rabbits resulted in external fetal malformations (partially opened eyes) and minor blood vessel and skeletal variations.

In rats, malformations including micrognathia and persistent ductus arteriosus could be observed in the absence of maternal toxicity at doses equal to or greater than 30 and 80 mg/kg/day, approximately 5% and 13% of the MHRD, respectively.

8.2 Lactation

Risk Summary

There is no information regarding the presence of deferiprone in human milk, the effects on the breastfed child, or the effects on milk production.

Because of the potential for serious adverse reactions in the breastfed child, including the potential for tumorigenicity shown for deferiprone in animal studies, advise patients that breastfeeding is not recommended during treatment with FERRIPROX, and for at least 2 weeks after the last dose.

8.3 Females and Males of Reproductive Potential

Pregnancy Testing

Pregnancy testing is recommended for females of reproductive potential prior to initiating FERRIPROX.

Contraception

Females

FERRIPROX can cause embryo-fetal harm when administered to a pregnant woman [see *Use in Specific Populations (8.1)*]. Advise female patients of reproductive potential to use effective contraception during treatment with FERRIPROX and for at least 6 months after the last dose.

Males

Based on genotoxicity findings, advise males with female partners of reproductive potential to use effective contraception during treatment with FERRIPROX and for at least 3 months after the last dose [see *Nonclinical Toxicology (13.1)*].

8.4 Pediatric Use

The safety and effectiveness of FERRIPROX for the treatment of transfusional iron overload due to thalassemia syndromes have been established in pediatric patients 3 years of age and older. Use of FERRIPROX for this indication is supported by evidence of efficacy from clinical trials in adult patients with thalassemia and evidence of safety in pediatric patients with sickle cell disease.

The safety and effectiveness of FERRIPROX for the treatment of transfusional iron overload due to sickle cell disease or other anemias have been established in 86 pediatric patients 3 to 16 years of age, among the 152 patients treated with FERRIPROX Tablets or Oral Solution in an adequate and well-controlled study [see *Adverse Reactions (6.1)* and *Clinical Studies (14.2)*]. The study included 56 patients 3 to <12 years of age and 30 patients 12 to 16 years of age. Seventy-six percent of these patients had sickle cell disease. The recommended starting dose and dose-modifications are the same for children and adults [see *Indications and Usage (1), Dosage and Administration (2.1), and Clinical Studies (14)*].

Fourteen patients with spherocytosis (including hereditary) (ages 3-15), two patients with pyruvate kinase deficiency (ages 4 and 6), two patients with dyserythropoietic anemia (ages 10-12) and two patients with hemolytic anemia (ages 8 and 10 years old) were treated with FERRIPROX in the clinical trial, LA38-0411.

A US registry established from December 2011 through December 2019, contains 125 patients from 4 to < 17 years old who have received FERRIPROX and have sickle cell disease. The adverse reactions, including agranulocytosis, seen in the 8 year period of the registry are similar to those seen in the most recent clinical studies.

Safety and effectiveness of FERRIPROX Oral Solution has not been established in pediatric patients with chronic iron overload due to blood transfusions who are less than 3 years of age.

8.5 Geriatric Use

Clinical studies of deferiprone did not include sufficient numbers of subjects aged 65 and over to determine whether they respond differently from younger subjects. Other reported clinical experience has not identified differences in responses between the elderly and younger patients.

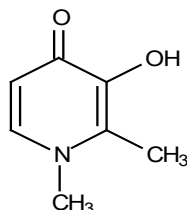
10 OVERDOSAGE

No cases of acute overdose have been reported. There is no specific antidote to FERRIPROX overdose.

Neurological disorders such as cerebellar symptoms, diplopia, lateral nystagmus, psychomotor slowdown, hand movements and axial hypotonia have been observed in children treated with 2.5 to 3 times the recommended dose for more than one year. The neurological disorders progressively regressed after deferiprone discontinuation.

11 DESCRIPTION

FERRIPROX Oral Solution (deferiprone) contains 100 mg/mL deferiprone (3-hydroxy-1,2-dimethylpyridin-4-one), a synthetic, orally active, iron-chelating agent. The molecular formula for deferiprone is $C_7H_9NO_2$ and its molecular weight is 139.15 g/mol. Deferiprone has the following structural formula:



Deferiprone is a white to pinkish-white powder. It is sparingly soluble in deionized water (14.3 mg/mL) and has a melting point range of 272 °C - 278 °C.

FERRIPROX Oral Solution is a clear, reddish orange colored solution. Each mL of oral solution contains 100 mg deferiprone and the following inactive ingredients: purified water, hydroxyethylcellulose, glycerin, hydrochloric acid, artificial cherry flavor, peppermint oil, FD&C Yellow No. 6, and sucralose.

12 CLINICAL PHARMACOLOGY

12.1 Mechanism of Action

Deferiprone is a chelating agent with an affinity for ferric ions (iron III). Deferiprone binds with ferric ions to form neutral 3:1 (deferiprone:iron) complexes that are stable at physiological pH.

12.2 Pharmacodynamics

No clinical studies were performed to assess the relationship between the dose of deferiprone and the amount of iron eliminated from the body.

Cardiac Electrophysiology

At the maximum approved recommended dose, deferiprone does not prolong the QT interval to any clinically relevant extent.

12.3 Pharmacokinetics

The mean C_{max} and AUC of deferiprone was 20 mcg/mL and 50 mcg·h/mL, respectively, in healthy subjects. The dose proportionality of deferiprone over the approved recommended dosage range is unknown.

Absorption

Deferiprone appeared in the blood within 5 to 10 minutes after oral administration. Peak serum concentration of deferiprone was reached approximately 1 to 2 hours after a single dose.

Effect of Food

No clinically significant differences in the pharmacokinetics of deferiprone were observed following administration with food.

Elimination

The elimination half-life of deferiprone is approximately 2 hours.

Metabolism

Deferiprone is metabolized primarily by UGT1A6. The major metabolite of deferiprone is the 3-*O*-glucuronide, which lacks iron binding capability.

Excretion

Following oral administration, 75% to 90% of the administered dose was recovered in urine (primarily as metabolite) in the first 24 hours.

Specific Populations

No clinically significant differences in the pharmacokinetics of deferiprone were observed based on sex, race/ethnicity, body weight, mild to severe (eGFR 15 to 89 mL/min/1.73 m²) renal impairment, or mild (Child Pugh Class A) to moderate (Child Pugh Class B) hepatic impairment. The effect of age, including geriatric or pediatric populations, end stage renal disease or severe (Child Pugh Class C) hepatic impairment on the pharmacokinetics of deferiprone is unknown.

Drug Interaction Studies

In Vitro Studies

UGT1A6 Inhibitors: Phenylbutazone (UGT1A6 inhibitor) decreased glucuronidation of deferiprone by up to 78%.

Polyvalent Cations: Deferiprone has the potential to bind polyvalent cations (e.g., iron, aluminum, and zinc).

13 NONCLINICAL TOXICOLOGY

13.1 Carcinogenesis, Mutagenesis, Impairment of Fertility

Carcinogenicity studies have not been conducted with deferiprone. However, in view of the genotoxicity results, and the findings of mammary gland hyperplasia and mammary gland tumors in rats treated with deferiprone in the 52-week toxicology study, tumor formation in carcinogenicity studies must be regarded as likely.

Deferiprone was positive in a mouse lymphoma cell assay *in vitro*. Deferiprone was clastogenic in an *in vitro* chromosomal aberration test in mice and in a chromosomal aberration test in Chinese Hamster Ovary cells. Deferiprone given orally or intraperitoneally was clastogenic in a bone marrow micronucleus assay in non-iron-loaded mice. A micronucleus test was also positive when mice pre-dosed with iron dextran were treated with deferiprone. Deferiprone was not mutagenic in the Ames bacterial reverse mutation test.

A fertility and early embryonic development study of deferiprone was conducted in rats. Sperm counts, motility and morphology were unaffected by treatment with deferiprone. There were no effects observed on male or female fertility or reproductive function at the highest dose which was 25% of the MRHD.

14 CLINICAL STUDIES

14.1 Transfusional Iron Overload in Patients with Thalassemia Syndromes

In a prospective, planned, pooled analysis of patients with thalassemia syndromes from several studies, the efficacy of deferiprone was assessed in transfusion-dependent iron overload patients in whom previous iron chelation therapy had failed or was considered inadequate due to poor tolerance. The main criterion for chelation failure was serum ferritin > 2,500 mcg/L before treatment with deferiprone. Deferiprone therapy (35-99 mg/kg/day) was considered successful in individual patients who experienced a $\geq 20\%$ decline in serum ferritin within one year of starting therapy.

Data from a total of 236 patients were analyzed. Of the 224 patients with thalassemia who received deferiprone monotherapy and were eligible for serum ferritin analysis, 105 (47%) were male and 119 (53%) were female. The mean age of these patients was 18.2 years (range 2 to 62; 91 patients were <17).

For the patients in the analysis, the endpoint of at least a 20% reduction in serum ferritin was met in 50% (of 236 subjects), with a 95% confidence interval of 43% to 57%.

A small number of patients with thalassemia and iron overload were assessed by measuring the change in the number of milliseconds (ms) in the cardiac MRI T2* value before and after treatment with deferiprone for one year. There was an increase in cardiac MRI T2* from a mean at baseline of 11.8 ± 4.9 ms to a mean of 15.1 ± 7.0 ms after approximately one year of treatment. The clinical significance of this observation is not known.

14.2 Transfusional Iron Overload in Patients with Sickle Cell Disease and other Anemias

Study LA38-0411, an actively-controlled non-inferiority study compared the efficacy of FERRIPROX to that of deferoxamine in patients with sickle cell disease and other transfusion-dependent anemias by evaluating liver iron concentration (LIC). The efficacy of FERRIPROX was established based upon the change in LIC from baseline after 12 months of FERRIPROX (75 or 99 mg/kg/day) compared to deferoxamine (20 or 40 mg/kg (pediatric patients); 40 or 50 mg/kg (adult patients)). Patient enrollment was stopped following an interim analysis. After adjusting for the type I (alpha) error, the non-inferiority criterion was established as the upper limit of the 96.01% confidence interval for the difference between treatments being ≤ 2 mg/g dry weight (dw).

Data from 185 patients (122 on FERRIPROX and 63 on deferoxamine) were available. Among the 122 FERRIPROX treated patients, the mean age was 15.9 years (range 3-46); 57.4% were male; 75.4% were White, 17.2% were Black and 7.4% were Multi-racial; 85% were diagnosed with Sickle Cell Disease and 15% with other anemias. Over 12 months, the Least Squares estimate of mean decrease from baseline in LIC was 4.13 ± 0.50 mg/g dw for FERRIPROX and 4.38 ± 0.59 mg/g dw for deferoxamine, and the non-inferiority criterion was met.

Upon completion of the first year of therapy in the non inferiority study, 89 patients from the ferriprox group opted to continue with treatment and 45 from the deferoxamine group opted to switch to ferriprox treatment. This group continued for up to an additional 2 years. LIC continued to decrease over time, with the mean value dropping from 14.93 mg/g dw at baseline to 12.30 mg/g dw after one year of treatment, to 11.19 mg/g dw after two years of treatment, and to 10.45 mg/g dw after three years of treatment.

16 HOW SUPPLIED/STORAGE AND HANDLING

FERRIPROX® Oral Solution (deferiprone) is provided in amber polyethylene terephthalate (PET) bottles with child resistant closures (polypropylene). Each pack contains one bottle of 500 mL oral solution and a graduated measuring cup (polypropylene).

Oral solution, 100 mg/mL (50 g/500 mL), NDC 10122-101-50

Store at 20°C to 25°C (68°F to 77°F); excursions permitted to 15°C to 30°C (59°F to 86°F) [see USP Controlled Room Temperature].

Store in the original bottle and carton to protect from light.

After first opening of the bottle, discard any unused portion after 35 days.

17 PATIENT COUNSELING INFORMATION

Advise the patient to read the FDA-approved patient labeling (Medication Guide *and Instructions for Use*)

- Instruct patients and their caregivers to store FERRIPROX Oral Solution at 68°F to 77°F (20°C to 25°C); excursions permitted to 59°F to 86°F (15°C to 30°C) [see USP Controlled Room Temperature]. Store in the originally supplied bottle and carton to protect from light.
- Advise patients to use the measuring cup provided with FERRIPROX Oral Solution to measure the volume prescribed. Instruct patients to add about 10-15 mL of water to the measuring cup and swirl it around to mix the water with any remaining medicine in the cup and drink the mixture. The measuring cup should be hand-washed with water after use.
- Advise patients to take the first dose of FERRIPROX Oral Solution in the morning, the second dose at midday, and the third dose in the evening. Clinical experience suggests that taking FERRIPROX Oral Solution with meals may reduce nausea. If a dose of this medicine has been missed, take it as soon as possible. However, if it is almost time for the next dose, skip the missed dose and go back to the regular dosing schedule. Do not catch-up or double doses.
- Inform patients of the risks of developing agranulocytosis and the need for regular blood testing before and during their treatment to monitor for decreases in their ANC. Instruct them to immediately interrupt therapy and report to their physician if they experience any symptoms of infection such as fever, sore throat or flu-like symptoms [see *Dosage and Administration (2.1) and*

Warnings and Precautions (5.1)] in order to check their ANC within 24 hours. Advise them if they are unable to reach their physician, seek care from another provider so as not to delay medical care.

- Inform patients of the risk of abnormal liver transaminases and the need for regular blood testing before and during their treatment to monitor for increases in ALT [*see Dosage and Administration (2.1) and Warnings and Precautions (5.2)*].
- Inform patients of the risk of zinc deficiency and the need for regular blood testing before and during their treatment to monitor for reductions in zinc [*see Dosage and Administration (2.1) and Warnings and Precautions (5.3)*].
- Advise patients to contact their physician in the event of overdose.
- Inform patients that their urine might show a reddish/brown discoloration due to the excretion of the iron-deferiprone complex. This is a very common sign of the desired effect, and it is not harmful.

Embryo-Fetal toxicity

Advise pregnant women and females of reproductive potential of the potential risk to a fetus. Advise females to inform their healthcare provider of a known or suspected pregnancy [*see Warnings and Precautions (5.4) and Use in Specific Populations (8.1)*]. Advise female patients of reproductive potential to use effective contraception during treatment with FERRIPROX and for at least six months after the last dose [*see Use in Specific Populations (8.1, 8.3)*]. Advise males with female partners of reproductive potential to use effective contraception during treatment with FERRIPROX and for at least three months after the last dose [*see Use in Specific Populations (8.3) and Nonclinical Toxicology (13.1)*].

Lactation

Advise females not to breastfeed during treatment with FERRIPROX and for at least 2 weeks after the last dose [*see Use in Specific Populations (8.2)*].

Distributed by Chiesi USA, Inc., Cary, NC 27518. Manufactured by Apotex Inc., Toronto, Ontario, Canada, M9L 1T9.

CTFD-015-0521-02-W

Medication Guide
FERRIPROX (Feh ri prox) Oral Solution
(deferiprone)
oral solution, for oral use
100 mg/mL

What is the most important information I should know about FERRIPROX Oral Solution?

FERRIPROX Oral Solution can cause serious side effects, including a very low white blood cell count. One type of white blood cell that is important for fighting infections is called a neutrophil. If your neutrophil count is low (neutropenia), you may be at risk of developing a serious infection that can lead to death. Neutropenia is common with FERRIPROX Oral Solution and can become severe in some people. Severe neutropenia is known as agranulocytosis. If you develop agranulocytosis, you will be at risk of developing serious infections that can lead to death.

Your healthcare provider will do a blood test before you start FERRIPROX Oral Solution and regularly during treatment to check your neutrophil count. If you develop neutropenia, your healthcare provider should check your blood counts every day until your white blood cell count improves. Your healthcare provider may temporarily stop treatment with FERRIPROX Oral Solution if you develop neutropenia or infection.

Stop taking FERRIPROX Oral Solution and call your healthcare provider or get medical help right away if you develop any of these symptoms of infection:

- fever
- sore throat or mouth sores
- flu-like symptoms
- chills and severe shaking

It is important for you to have your white blood cell count checked within 24 hours of developing symptoms of an infection to see if you have severe neutropenia (agranulocytosis). Do not delay getting medical care if you are unable to reach your healthcare provider.

See “**What are the possible side effects of FERRIPROX Oral Solution?**” for more information about side effects.

What is FERRIPROX Oral Solution?

FERRIPROX Oral Solution is a prescription medicine used to treat iron overload from blood transfusions in adults and children 3 years of age and older with:

- thalassemia syndromes.
- sickle cell disease or other anemias.

It is not known if FERRIPROX Oral Solution is safe and effective to treat iron overload due to blood transfusions:

- in people with myelodysplastic syndrome or Diamond Blackfan anemia
- in children less than 3 years of age

Do not take FERRIPROX Oral Solution if you are allergic to deferiprone or any of the ingredients in FERRIPROX Oral Solution. See the end of this Medication Guide for a complete list of ingredients in FERRIPROX Oral Solution.

Before taking FERRIPROX Oral Solution, tell your healthcare provider about all of your medical conditions, including if you:

- have liver problems
- are pregnant or plan to become pregnant. FERRIPROX Oral Solution can harm your unborn baby. You should avoid becoming pregnant during treatment with FERRIPROX Oral Solution. Tell your healthcare provider right away if you become pregnant or think you may be pregnant during treatment with FERRIPROX Oral Solution.
Females who are able to become pregnant:
 - Your healthcare provider should do a pregnancy test before you start treatment with FERRIPROX Oral Solution.
 - You should use effective birth control during treatment with FERRIPROX Oral Solution and for at least 6 months after the last dose.
- Males with female partners who are able to become pregnant:**
 - You should use effective birth control during treatment with FERRIPROX Oral Solution and for at least 3 months after the last dose.
- are breastfeeding or plan to breastfeed. It is not known if FERRIPROX Oral Solution passes into your breast milk. Do not breastfeed during treatment with FERRIPROX Oral Solution and for at least 2 weeks after the last dose.

Tell your healthcare provider about all the medicines you take, including prescription and over-the-counter medicines, vitamins and herbal supplements.

How should I take FERRIPROX Oral Solution?

Read the Instructions for Use for detailed instructions about how to measure and take a dose of FERRIPROX Oral Solution.

- Take FERRIPROX Oral Solution exactly as your healthcare provider tells you.
- Your healthcare provider will prescribe FERRIPROX Oral Solution based on your body weight.
- Your healthcare provider will check your body iron level during treatment with FERRIPROX Oral Solution and may change your dose if needed. Your healthcare provider may also change your dose of FERRIPROX Oral Solution if you have certain side effects. Do not change your dose of FERRIPROX Oral Solution unless your healthcare provider tells you to.
- Use the measuring cup that comes with FERRIPROX Oral Solution to measure your prescribed dose.
- **Take FERRIPROX Oral Solution 3 times each day.** Take your first dose in the morning, the second dose at mid-day, and the third dose in the evening.
- Taking FERRIPROX Oral Solution with meals may help reduce nausea.
- **If you must take a medicine to treat indigestion (antacid), or supplements that contain iron, aluminum, or zinc during treatment with FERRIPROX Oral Solution, allow at least 4 hours between taking FERRIPROX Oral Solution and these products.**
- If you take too much FERRIPROX Oral Solution, call your healthcare provider.
- If you miss a dose, take it as soon as you remember. If it is almost time for your next dose, skip the missed dose and then continue with your regular schedule. Do not try to catch-up or take 2 doses at the same time to make up for a missed dose.

What are the possible side effects of FERRIPROX Oral Solution?

FERRIPROX Oral Solution can cause serious side effects, including:

- **See “What is the most important information I should know about FERRIPROX Oral Solution?”**
- **Increased liver enzyme levels in your blood.** Your healthcare provider should do blood tests to check your liver function before you start and then monthly during treatment with FERRIPROX Oral Solution. Your healthcare provider may temporarily stop treatment with FERRIPROX Oral Solution if you develop increased liver enzyme levels and they continue to be increased.
- **Decreased levels of zinc in your blood.** Your healthcare provider will do blood tests to check your zinc levels before you start and during treatment with FERRIPROX Oral Solution, and may prescribe a zinc supplement for you if your zinc levels are low.

The most common side effects of FERRIPROX Oral Solution in people with thalassemia include:

- nausea
- vomiting
- stomach-area (abdominal) pain
- joint pain
- abnormal liver function tests
- low white blood cells

The most common side effects of FERRIPROX Oral Solution in people with sickle cell disease or other anemias include:

- fever
- stomach-area (abdominal) pain
- bone pain
- headache
- vomiting
- pain in arms or legs
- sickle cell anemia with crisis
- back pain
- abnormal liver function tests
- joint pain
- mouth and throat pain
- common cold
- low white blood cells
- cough
- nausea

FERRIPROX Oral Solution may cause a change in urine color to reddish-brown. This is not harmful and is expected during treatment with FERRIPROX Oral Solution.

These are not all of the possible side effects of FERRIPROX Oral Solution.

Call your doctor for medical advice about side effects. You may report side effects to FDA at 1-800-FDA-1088.

How should I store FERRIPROX Oral Solution?

- Store FERRIPROX Oral Solution at room temperature between 68°F to 77°F (20°C to 25°C).
- Store FERRIPROX Oral Solution in the original bottle and carton to protect from light.
- After first opening, use a bottle of FERRIPROX Oral Solution within 35 days. After 35 days, discard the bottle and any unused FERRIPROX Oral Solution.

Keep FERRIPROX Oral Solution and all medicines out of the reach of children.

General information about the safe and effective use of FERRIPROX Oral Solution.

Medicines are sometimes prescribed for purposes other than those listed in a Medication Guide. Do not use FERRIPROX Oral Solution for a condition for which it was not prescribed. Do not give FERRIPROX Oral Solution to other people, even if they have the same symptoms that you have. It may harm them. You can ask your pharmacist or healthcare provider for information about FERRIPROX Oral Solution that is written for health professionals.

What are the ingredients in FERRIPROX Oral Solution?

Active ingredient: deferiprone

Inactive ingredients: purified water, hydroxyethylcellulose, glycerin, hydrochloric acid, artificial cherry flavor, peppermint oil, FD&C Yellow No. 6, and sucralose.

Distributed by: Chiesi USA, Inc., Cary, NC 27518.

Manufactured by: Apotex Inc., Toronto, Ontario, Canada, M9L 1T9.

CTFD-016-0521-02-W

For more information, call 1-888-661-9260.

This Medication Guide has been approved by the U.S. Food and Drug Administration.

Revised: 11/2021

Instructions for Use
FERRIPROX (Feh' ri prox) Oral Solution
(deferiprone)
oral solution, for oral use
100 mg/mL

Read this Instructions for Use before taking FERRIPROX Oral Solution or giving FERRIPROX Oral Solution to your child and each time you get a refill. There may be new information. This information does not take the place of talking to your healthcare provider about your or your child's medical condition or treatment.

Important information:

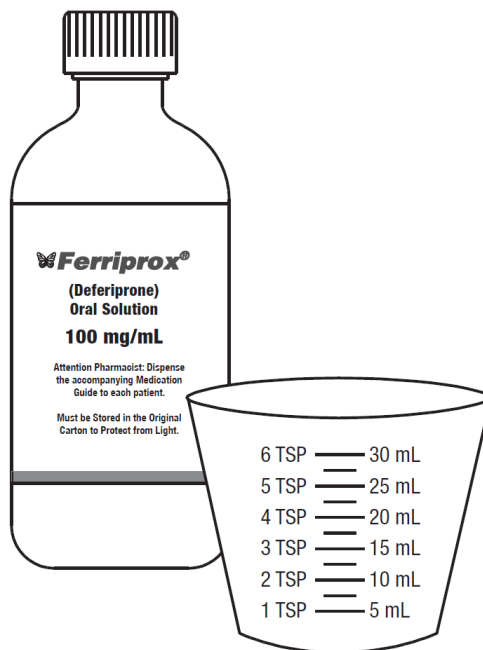
- Store FERRIPROX Oral Solution at room temperature between 68°F to 77°F (20°C to 25°C).
- Store FERRIPROX Oral Solution in the original bottle and carton to protect from light.
- After first opening, use a bottle of FERRIPROX Oral Solution within 35 days. After 35 days, discard the bottle and any unused FERRIPROX Oral Solution.

Keep FERRIPROX Oral Solution and all medicines out of the reach of children.

Supplies needed to measure and take a dose of FERRIPROX Oral Solution (**See Figure A**):

- 1 bottle of FERRIPROX Oral Solution
- 1 measuring cup (supplied with each bottle of FERRIPROX Oral Solution). The measuring cup has markings for teaspoons (TSP) and milliliters (mL). **Note:** 1 TSP is equal to 5 mL.

Figure A



If you do not receive a measuring cup with your FERRIPROX Oral Solution, ask your pharmacist. Only use the measuring cup that comes with FERRIPROX Oral Solution to make sure that you measure the right amount of medicine.

Step 1: To open the bottle of FERRIPROX Oral Solution, remove the outer plastic wrapper from the child-resistant cap. Push down on the child-resistant cap and turn the cap in the direction of the arrow (See Figure B).

Figure B



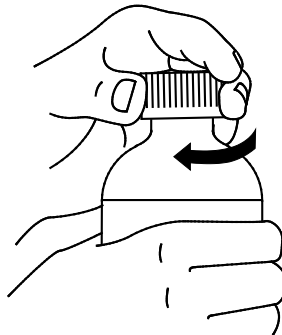
Step 2: Pour the prescribed dose of FERRIPROX Oral Solution into the measuring cup (See Figure C).

Figure C



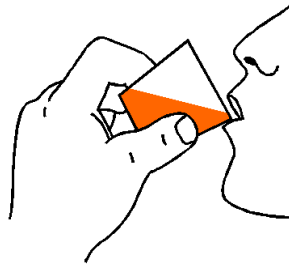
Step 3: Put the child-resistant cap back on the FERRIPROX Oral Solution bottle and turn it in the direction of the arrow. (See Figure D)

Figure D



Step 4: Swallow the prescribed dose of FERRIPROX Oral Solution (See Figure E).

Figure E



Step 5: Add about 10 to 15 mL of water to the measuring cup (See Figure F). Gently swirl the measuring cup to mix the water and any FERRIPROX Oral Solution left in the measuring cup (See Figure G). Drink all the mixture in the measuring cup (See Figure H).

Figure F




Figure G

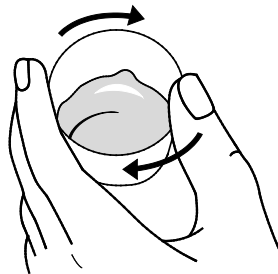
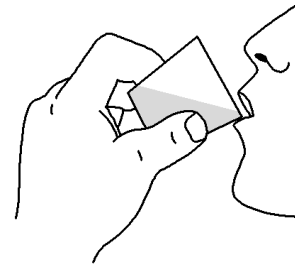


Figure H



Step 6: Hand-wash the measuring cup with water.

Step 7: Keep the measuring cup with the bottle of FERRIPROX Oral Solution.

This Instructions for Use has been approved by the U.S. Food and Drug Administration.

Distributed by:
Chiesi USA, Inc., Cary, NC 27518.

Manufactured by:
Apotex Inc., Toronto, Ontario, Canada, M9L 1T9.

Revised: 04/2021.
CTFD-021-0620-01-W